

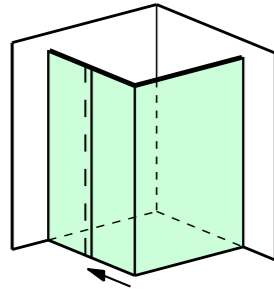

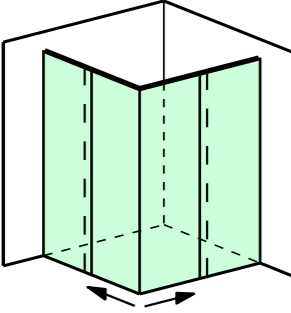

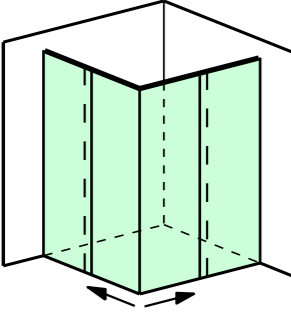



Article list Aquant 40

Smooth cushioning, reliable closing

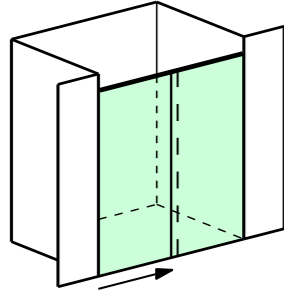

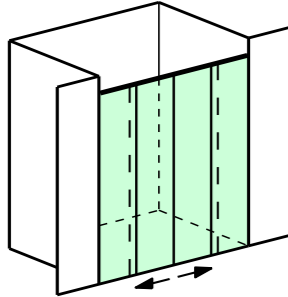



Aquant 40 – Complete sets corner shower

Installation situation	Features	Description	Profile length	Article number	Finish	Unit	Price in EUR
	 <p>2 x per sash from 20 kg up to 40 kg</p>	<p>Complete set corner shower, 1 sliding sash, 40 kg 2 x COMFORT STOP + PERFECT CLOSE includes: 2 profile sets 1 accessory kit door sash 40 kg 1 accessory kit installation 1 accessory kit corner bracket</p>	1150 mm	612 124.1150.111	E8/C0	1 piece	
			<p>Note: suitable for sash weights between 20 kg and 40 kg, minimum sash width 380 mm. Optional accessories (see p. 4 and 5): handle set, bulb seal, vertical sealing strips between fixed sash and sliding sash, threshold profile, wall profile and floor profile.</p>				
	 <p>2 x per sash up to 20 kg</p>	<p>Complete set corner shower, 2 sliding sashes, corner entry, 20 kg 2 x COMFORT STOP + PERFECT CLOSE per sash includes: 2 profile sets 2 accessory kits door sash 20 kg 1 accessory kit installation 1 accessory kit corner bracket</p>	950 mm	612 222.0950.111	E8/C0	1 piece	
			<p>Note: suitable for sash weights up to 20 kg, minimum sash width 380 mm. Optional accessories (see p. 4 and 5): handle set, magnetic seals 90°, vertical sealing strips between fixed sash and sliding sash, threshold profile, wall profile and floor profile.</p>				
	 <p>2 x per sash from 20 kg up to 40 kg</p>	<p>Complete set corner shower, 2 sliding sashes, corner entry, 40 kg 2 x COMFORT STOP + PERFECT CLOSE per sash includes: 2 profile sets 2 accessory kits door sash 40 kg 1 accessory kit installation 1 accessory kit corner bracket</p>	1150 mm	612 224.1150.111	E8/C0	1 piece	
			<p>Note: suitable for sash weights between 20 kg and 40 kg, minimum sash width 380 mm. Optional accessories (see p. 4 and 5): handle set, magnetic seals 90°, vertical sealing strips between fixed sash and sliding sash, threshold profile, wall profile and floor profile.</p>				

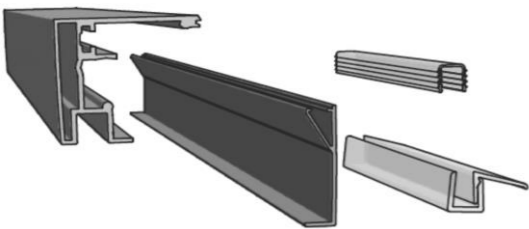
Note: complete sets are only available for corner showers with standard dimensions. If you need fittings for other shower dimensions or dampers for other sash weights, please see the single components on page 3. The configurator at www.willach.com (go to "Vitris", "Glass sliding door fittings for showers", "Downloads") helps you to choose the right components.

Aquant 40 – Complete sets recess shower

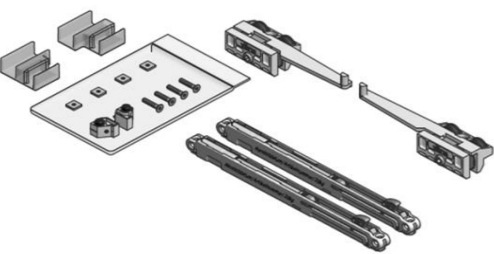


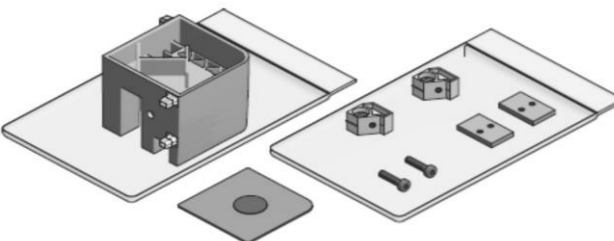
Installation situation	Features	Description	Profile length	Article number	Finish	Unit	Price in EUR
	 <p>2 x per sash from 20 kg up to 40 kg</p>	<p>Complete set recess shower, 1 sliding sash, 40 kg 2 x COMFORT STOP + PERFECT CLOSE includes: 1 profile set 1 accessory kit door sash 40 kg 1 accessory kit installation</p>	1150 mm	612 114.1150.111	E8/C0	1 piece	
			1550 mm	612 114.1550.111	E8/C0	1 piece	
<p>Note: suitable for sash weights between 20 kg and 40 kg, minimum sash width 380 mm. Optional accessories (see p. 4 and 5): handle set, bulb seal, vertical sealing strips between fixed sash and sliding sash, threshold profile, wall profile and floor profile.</p>							
	 <p>2 x per sash up to 20 kg</p>	<p>Complete set recess shower, 2 sliding sashes, 20 kg 2 x COMFORT STOP + PERFECT CLOSE per sash includes: 1 profile set 2 accessory kits door sash 20 kg 1 x accessory kit installation</p>	2050 mm	612 212.2050.111	E8/C0	1 piece	
			<p>Note: suitable for sash weights up to 20 kg, minimum sash width 380 mm. Optional accessories (see p. 4 and 5): handle set, magnetic seals 180°, vertical sealing strips between fixed sash and sliding sash, threshold profile, wall profile and floor profile.</p>				

Note: complete sets are only available for recess showers with standard dimensions. If you need fittings for other shower dimensions or dampers for other sash weights, please see the single components on page 3. The configurator at www.willach.com (go to "Vitris", "Glass sliding door fittings for showers", "Downloads") helps you to choose the right components.

Aquant 40 – Profile sets

Illustration	Description	Profile length	Article number	Finish	Unit	Price in EUR
	Profile set (incl. drip rail and bedding profile for fixed sash) includes: 1 track profile 1 cover profile 1 bedding profile for fixed sash (length as sash profile) 1 or 2 drip rail(s), 940 mm (transparent)	950 mm	612 070.0950.111	E8/C0	1 piece	
		1150 mm	612 070.1150.111	E8/C0	1 piece	
		1550 mm	612 070.1550.111	E8/C0	1 piece	
		2050 mm	612 070.2050.111	E8/C0	1 piece	
		Note: for recess showers one set, for corner showers two sets and for U-showers three sets required. For profiles measuring ≤ 1550 mm the set contains 1 drip rail (940 mm, bevelled on both sides, can be cut to length) and for profiles measuring 2050 mm 2 drip rails.				

Aquant 40 – Accessory kits

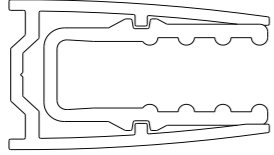

Illustration	Description	Profile length	Article number	Finish	Unit	Price in EUR
	Accessory kit door sash 20 kg 2 x COMFORT STOP + PERFECT CLOSE includes: 2 roller assemblies with activators 2 end stops 2 cushioning and retraction systems up to 20 kg 1 floor guide, left hand side 1 floor guide, right hand side		612 002.0000.000		1 piece	
		Note: one kit per door sash required. Suitable for sash weights up to 20 kg, minimum sash width 380 mm.				
	Accessory kit door sash 40 kg 2 x COMFORT STOP + PERFECT CLOSE includes: 2 roller assemblies with activators 2 end stops 2 cushioning and retraction systems up to 40 kg 1 floor guide, left hand side 1 floor guide, right hand side		612 004.0000.000		1 piece	
		Note: one kit per door sash required. Suitable for sash weights between 20 kg and 40 kg, minimum sash width 380 mm.				
	Accessory kit installation includes: 2 wall brackets with screws/dowels 1 set of installation aids 1 assembly instruction		612 010.0000.000		1 piece	
		Note: one kit per shower required.				
	Accessory kit corner bracket includes: 1 corner bracket 1 stainless steel cover cap for corner bracket 2 holders for corner bracket		612 020.0000.000		1 piece	
		Note: one kit per shower required for corner showers, two kits per shower required for U-showers.				

Aquant 40 – Optional accessories (1/2)

Illustration	Description	Profile length	Article number	Finish	Unit	Price in EUR
	Finger pull handle (closed) diameter 39 mm for 10 mm drill hole diameter for 8 mm glass thickness weight: 0.2 kg		612 267.0000.020	Stainless steel	1 pair	
	Bulb seal for: corner shower with 1 sliding sash recess shower with 1 sliding sash U-shower with 1 sliding sash	2000 mm 2490 mm	612 410.2000.305 612 412.2000.305 612 410.2490.305 612 412.2490.305	transparent transparent transparent transparent	1 piece 10 pieces 1 piece 10 pieces	
	Magnetic seals 90° (in pairs in a protective tube) for: corner shower with 2 sliding sashes and corner entry U-shower with 2 sliding sashes and corner entry	2000 mm 2490 mm	612 420.2000.305 612 422.2000.305 612 420.2490.305 612 422.2490.305	transparent transparent transparent transparent	1 pair 6 pairs 1 pair 6 pairs	
	Magnetic seals 180° (in pairs in a protective tube) for: corner shower with 2 sliding sashes on one side recess shower with 2 sliding sashes	2000 mm 2490 mm	612 430.2000.305 612 432.2000.305 612 430.2490.305 612 432.2490.305	transparent transparent transparent transparent	1 pair 6 pairs 1 pair 6 pairs	
	Vertical sealing strips between fixed and sliding sash	2000 mm 2490 mm	612 440.2000.305 612 442.2000.305 612 440.2490.305 612 442.2490.305	transparent transparent transparent transparent	1 pair 5 pairs 1 pair 5 pairs	
Note: if vertical sealing strips are used between the fixed sash and the sliding sash the sash overlap can be reduced from 35 mm to 5 mm. This facilitates cleaning of the sashes but requires very precise installation of the shower.						
	Threshold profile, cut straight for: corner shower with 1 sliding sash, corner shower with 2 sliding sashes on one side, recess shower with 1 sliding sash, recess shower with 2 sliding sashes, U-shower with 1 sliding sash	1000 mm 1000 mm	612 450.1000.111 612 452.1000.111 612 450.1000.305 612 452.1000.305	E8/C0 E8/C0 transparent transparent	1 piece 20 pieces 1 piece 40 pieces	
	Threshold profile, bevelled on one side for: corner shower with 2 sliding sashes and corner entry, U-shower with 2 sliding sashes and corner entry	1000 mm 1000 mm	612 454.1000.111 612 456.1000.111 612 454.1000.305 612 456.1000.305	E8/C0 E8/C0 transparent transparent	1 pair 10 pairs 1 pair 20 pairs	
Aluminium, E8/C0	Plastic, transparent					

Recommendation: hold optional accessories such as handles, sealing strips, threshold profiles, wall or floor profiles in stock. This reduces costs as it allows complete sets to be delivered as one package per shower. Otherwise the complete set will be shipped as one package and the optional accessories as additional packages.

Aquant 40 – Optional accessories (2/2)

Illustration	Description	Profile length	Article number	Execution	Unit	Price in EUR
	Wall profile incl. plastic insert	2000 mm	612 520.2000.111	E8/C0	1 piece	
			612 522.2000.111	E8/C0	4 pieces	
		2490 mm	612 520.2490.111	E8/C0	1 piece	
			612 522.2490.111	E8/C0	4 pieces	
Note: the optional wall profile holds the fixed sash and covers possible gaps between the fixed sash and the wall. The wall profile (groove depth: 26 mm) allows fixed sashes with a rectangular shape to be mounted perpendicular to a sloping wall.						
	Floor profile	1000 mm	612 530.1000.111	E8/C0	1 piece	
			612 532.1000.111	E8/C0	4 pieces	
		1500 mm	612 530.1500.111	E8/C0	1 piece	
			612 532.1500.111	E8/C0	4 pieces	
Note: the optional floor profile holds the fixed sash and covers possible gaps between the fixed sash and the floor (groove depth: 14 mm).						

Recommendation: hold optional accessories such as handles, sealing strips, threshold profiles, wall or floor profiles in stock. This reduces costs as it allows complete sets to be delivered as one package per shower. Otherwise the complete set will be shipped as one package and the optional accessories as additional packages.

Maximum weight of sliding sash	Up to 40 kg per sliding sash
Height-width ratio of sliding sash	The maximum height-width ratio of the sliding sash is 5 : 1.
Minimum width of door sash	380 mm
Maximum height	Shower heights up to 2500 mm
Maximum width and depth	Corner showers and U-showers up to 1500 mm x 1500 mm, corner showers also as installations with two sliding sashes on one side and a dimension of up to 2000 mm x 1200 mm; recess showers with one sliding sash up to a width of 1700 mm and with two sliding sashes up to a width of 2000 mm.
Suitable glass	Tempered glass, 8 mm, also satinated glass and and coated glass for an easy-to-clean effect
Roller assembly	Clamp roller assemblies (requiring glass drill holes) with water-resistant, low-friction rollers on tempered stainless steel axles and made of modern, carbon-fibre reinforced plastic
Colour of the main visual surfaces	Gloss-polished aluminium profiles, differing colour and gloss grade of the corner bracket for corner showers and U-showers, transparent floor guide and drip rail



The company

With its VITRIS product division, Willach is among the leading producers of glass fittings in Europe. Since its foundation in 1889, the company has been dedicated to the manufacture of products to the highest quality and precision standards. Willach quickly cemented its pioneering reputation with numerous technical innovations and intelligent solutions that paid close attention to intricate detail. With the Portavant product line, Willach today offers a range of elegant, technically sophisticated fittings for interior glass sliding doors. The Aquant product line offers high-quality fittings for shower glass sliding doors. Furthermore the product range comprises a comprehensive modular system of showcase fittings, sliding door locks and slot bar systems for discerning interior, shop and trade show furnishings. Vitris products are certified in accordance with ISO standards and are manufactured at our Ruppichterorth production site in Germany to stringent manufacturing standards. This forms the basis for the excellent quality and consistently high level of availability of the entire Vitris range.

Contact us and we will be happy to advise you!

Gebr. Willach GmbH
Stein 2
53809 Ruppichterorth
Germany
Tel.: +49 (0)2295 92 08 421/427
Fax: +49 (0)2295 92 08 429
vitris@willach.com
www.willach.com

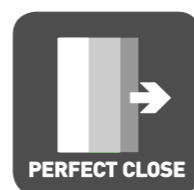


Willach Group

Benefit from these advantages:



COMFORT STOP The cushioning system for your comfort: slows the door sashes gently and quietly over a distance of several centimetres and prevents the doors from banging, thus avoiding the associated noise and vibrations.



PERFECT CLOSE The retraction system for perfectly closed doors: safely pulls the door to its end position, prevents it from bouncing back and thus offers enhanced comfort via fully closed shower doors.



COMFORT MOVE The Vitris solution for optimum sliding comfort: stands for an ergonomic and high-quality sliding feel.



COMPACT DESIGN The compact use of space for a slimline look: makes your shower a real eye-catcher.



EASY CLEAN The intelligent solution for easy cleaning: helps you to keep your shower looking as bright as new.



WATER RESISTANT The careful choice of materials for high water resistance: keeps the roller and cushioning system of your shower fully functional in the long run – despite splash water.



EXACT TRIGGER The mechanism for reliability: ensures, thanks to an intelligent design principle, that the cushioning system always functions reliably.

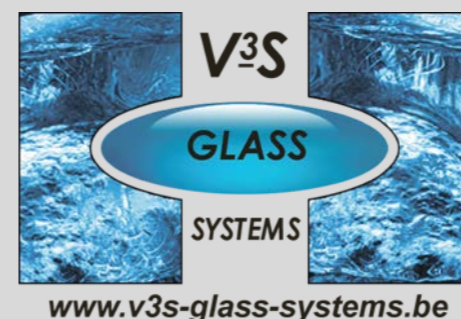


EASY INSTALL The clever solution for maximum installation comfort: makes installing shower enclosures a breeze.



SYSTEM FIT The modular solution for your installation situation: offers solutions for almost any environment, with modular system components which can be combined in a variety of ways.

Stamp V3S Glass Systems BVBA
Bossestraat 4
9420 Erpe
Tel.: 053 80 87 77
Fax: 053 80 82 64
E-mail: info@v3s-glass-systems.be



Product descriptions, drawings and illustrations represent neither assured characteristics nor declarations of guarantee. Subject to change.